

BONNEVILLE, SHAPING YOUR DREAMS

Bonneville Windows and Doors has fully mastered its art. The union between art and modern technology gives us the flexibility to turn your dreams into reality. Furthermore, we offer reliability that has been put to the test for more than 50 years.

Trust us with your projects and we will make your home everything you dreamed it could be!




WWW.BONNEVILLEWD.COM



CANADA
274 Duchesnay Street
P. O. Box 1000
Ste. Marie Quebec G6E 3C2
Tel.: 1-800-463-8875
Fax: 1-800-463-4020

UNITED STATES
20B Deer Park Drive
East Longmeadow, MA 01028
USA
Tel.: 1-800-854-9504
Fax: 1-866-525-7555

Authorized dealer:



Bonneville Windows and Doors has made every effort to ensure that the information contained in this brochure is accurate. However, we accept no responsibility for errors or omissions and we reserve the right to modify the designs, characteristics and products at any time, without obligation.

Printed in Canada • 03-2006 • 6

DOORS



W E L C O M E H O M E

BEAUTY, QUALITY AND PEACE OF MIND!

DISCOVER BONNEVILLE DOORS



1 STEEL AND FIBERGLASS DOORS

**Door frame...
Excellence in construction**

Bonneville's Door Frame is bound to please you with its unique and innovative construction. You'll be amazed by our vast choice of cladding colors and mouldings, along with our operating astragal for door-widening convenience.

**Ultra elegant...
Decorative lite
designs**

To satisfy every taste and need, our numerous *Lite designs* are available in almost every dimension to create the look you want.

**Door panels...
Beyond expectation**

Outstanding for their solid construction and durability, our *steel and fiberglass* door panels are offered in a large choice of colors. *Bonneville's door panels* are the perfect complement to your new home construction or renovation.



**Accessories and options to meet
all your needs!**

Bonneville offers you a wide range of *options and beautiful top-quality accessories*. Whatever you choose, whether it's that unique decorative moulding or that one special color for your door, you're sure to be pleased with the results!

TABLE OF CONTENTS

Introduction 3

STEEL AND FIBERGLASS DOORS

Door frames 4

Steel and fiberglass door panels 6

Door frames and sills 7

Illusion door 8

Executive panels 10

Door and sidelite models 11

Choice of door finishes 13

Door dimensions 14

Door swing 15

PATIO DOORS

Patio doors 16

- Wood 17
- Aluminum 18
- Hybrid 19
- Alumhybrid 20

FRENCH DOOR

FR-50 French door 21

Bonneville warranty 22

2 PATIO DOORS



**Let the
sunshine in!**

Bonneville Windows and Doors offers a wide variety of *patio doors*. Made of *wood, wood/PVC, aluminum or alumhybrid (aluminum outside and PVC inside)*, you can trust their efficiency and their high quality.

3 FRENCH DOOR

Welcoming!

There is nothing like a beautiful wood door to improve the style of any room of your house.

Discover all the splendid *french doors* from *Bonneville Windows and Doors*.



STEEL AND FIBERGLASS DOORS

DOOR FRAMES



EXCLUSIVE!

FOR A WIDER OPENING!

The *operating sidelite* is a very handy system. This special option can be unlocked to widen the door opening for easy maneuvering of large furniture. Also available in outswing version.



Zinc plated
hinges



TOTAL PROTECTION!

Our wood-based extruded aluminum *door sill* features a protective *weather strip* equipped with a U-shaped thermal barrier. This not only prevents water infiltration, but channels water outside when necessary for complete weatherproofing. Sills are available in either aluminum clear or anodized bronze.



AN OUTSTANDING DOOR FRAME IN EVERY DETAIL!

All door frames are *double weather stripped*. This will virtually eliminate all air and water infiltration.



Extruded aluminum

AN INDISPENSABLE FINISHING TOUCH!

Casing is offered in various styles to cover the door frame while lending a unique character to your door.



NEW

Colored weather strip (white, beige, brown or black) to match door color.

BRICK MOULD CHOICES



Natural cedar
(908 brick mould) 2"



Natural pine
(3 1/2" flat)



Extruded aluminum



PVC



Extruded aluminum
nailing fin

and a lot of other possibilities

INTERIOR AND EXTERIOR PVC OR ALUMINUM CLADDING

Available in your choice of white PVC or Aluminum cladding colors (10 standard and 15 optionals).

ALUMINUM CLADDING & DOOR PANEL COLORS*

STANDARD COLORS

	Gentek 086 (WHITE WINDOWS)
	Gentek 502 (MAIZE)
	Gentek 508 (SANDALWOOD)
	Gentek 517 (SAGE)
	Gentek 524 (BLACK)
	Gentek 548 (BROWN)
	Gentek 559 (PEBBLE)
	Gentek 567 (BURGUNDY)
	Gentek 574 (NUTMEG BROWN)
	Gentek 598 (GREEN)

OPTIONAL COLORS

For optional colors, ask for the Bonneville color chart from your representative.

* Colors may vary from those illustrated due to printing process.

STEEL AND FIBERGLASS DOOR PANELS

RUSTPROOF!

A *rustproof primer* coat adds protection to this polyurethane-filled heat-galvanized steel door panel for *exceptional durability*. On the other hand, our *rustproof fiberglass* door panel is not only *scratch* and *dent resistant*, it offers exceptional strength and durability too!



FOR EVERY NEED!

We have plain or embossed steel door panels in most dimensions for every need. Our fiberglass door panel manufacturing process delivers a *superior finish* and remarkable *quality of embossing*. Steel door panel is available with or without embossing.



1. Heat-galvanized steel or reinforced fiberglass
2. Polyurethane core
3. Reinforced bottom rail
4. Adjustable multi blade door sweep

HIGHLY COLORFUL RESULTS!

You're sure to find the perfect complement to your exterior cladding among Bonneville's *selection of 10 standard colors*.

For optional colors, ask for the Bonneville color chart from your representative.

(Refer to color chart on page 5)

All *door frames* are made of *pine or cedar, finger-jointed or solid*, providing you with a more solid construction.

Available in four depths: 4 5/8", 6 5/8", 7 1/4" & 9 1/4".

FRAME DEPTHS



4 5/8"



6 5/8"



7 1/4"



9 1/4"



SILLS AVAILABLE



Standard Sill



Handicap sill with thermal break



Handicap sill without thermal break

STEEL AND FIBERGLASS DOORS

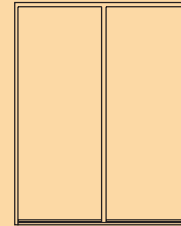
ILLUSION DOOR

Worthy of your finest dreams, the *Illusion* door lends its unique french door style to our steel and fiberglass door collection. Our *double*, *triple* or *quadruple* door brings incomparable light to your interior while enhancing the look of your home.


The Illusion door features the same choice of frames, mouldings, lite designs, embossing, etc. as our steel and fiberglass doors. Sliding screen (standard); with hinges or retractable (optional).




DOUBLE, TRIPLE
OR QUADRUPLE
YOUR CHOICE!



Double door



Triple door



Quadruple door



Available by special order



ILLUSION 204GG



ILLUSION 204 VENITIAN



ILLUSION CAAL

ONE OR TWO SIDELITES
LOOK EVEN BETTER!

Double door
with 1 sidelite

Double door
with 2 sidelites



ILLUSION 204GG



ILLUSION 204GG



LET
THE LIGHT
SHINE IN

EXECUTIVE PANELS

Add that classic touch to your entry with the highly distinctive design of the Executive Panel.



The panel itself is fabricated with HOT DIP steel and extruded aluminum or PVC.

Insulation is done by filling the panel with high density urethane.



EXE 104
EXE 098

EXE 106
EXE 106



FIX 2354
EXE 094

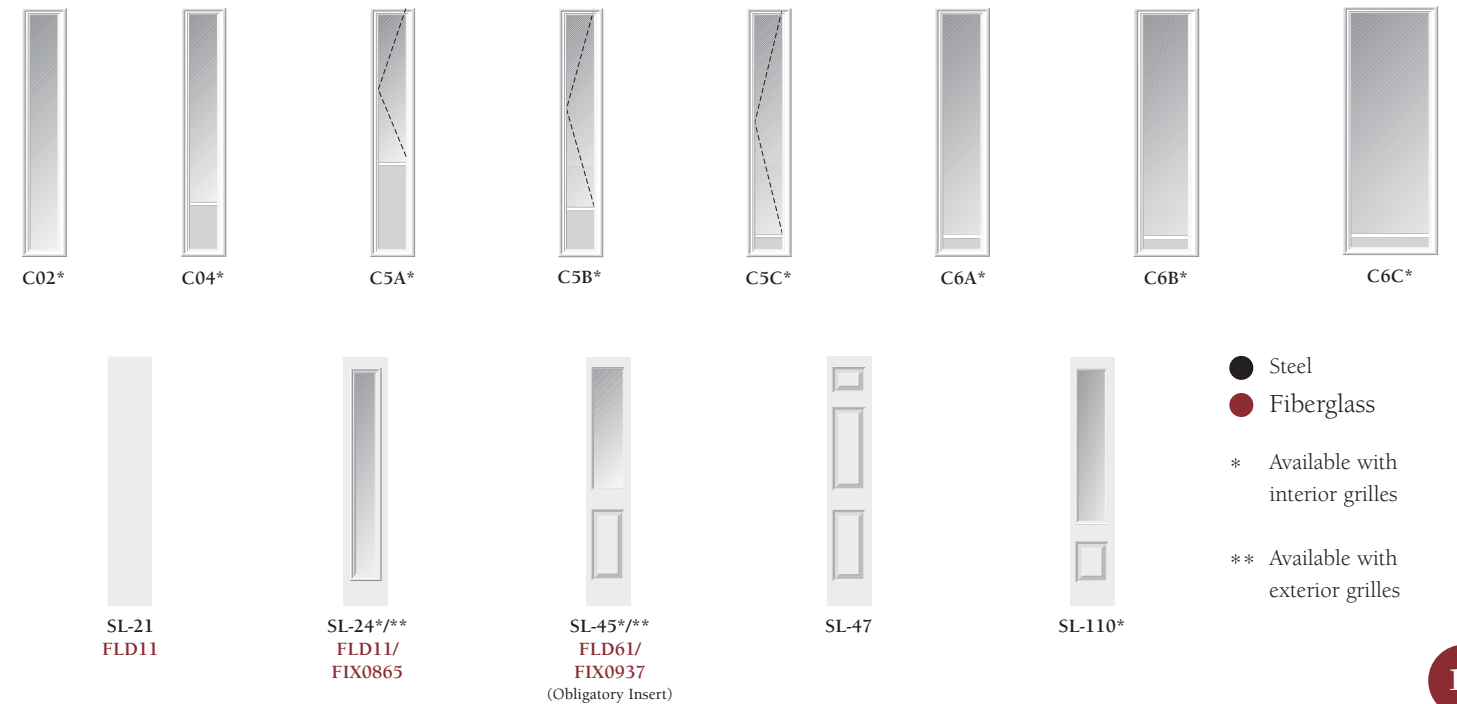
Transoms and sidelites available by special order

DOOR AND SIDELITE MODELS

PLAIN AND EMBOSSED DOORS



SIDELITES



- Steel
- Fiberglass
- * Available with interior grilles
- ** Available with exterior grilles

DOOR AND SIDELITE MODELS

EXECUTIVE PANELS



EXE 106
EXE 104
EXE 098

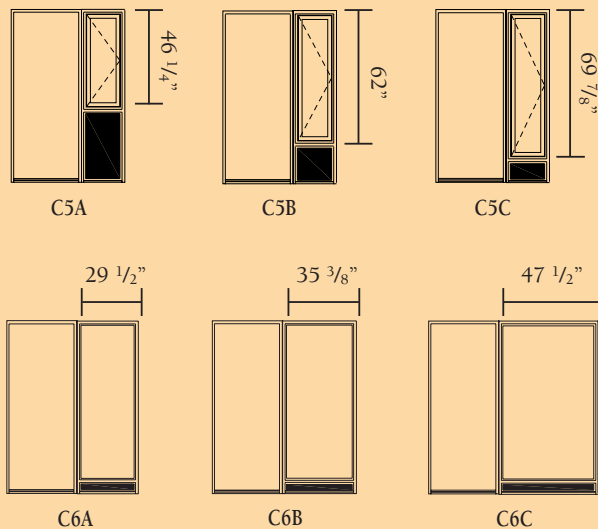
Additional designs available

GRILLES



Georgian interior aluminum grilles
Exterior grilles

C5 AND C6 SIDELITE DIMENSIONS



STEEL DOORS

BONNEVILLE	14" (SL)		28", 30"		32", 34", 36"		42"
	White primer	White paint	White primer	White paint	White primer	White paint	White paint
SD-201	●	●	●	●	●	●	●
SD-203	●	●	●	●	●	●	●
SD-204	●	●	●	●	●	●	●
SD-205	●	●	●	●	●	●	●
SD-300	●	●	●	●	●	●	●
SD-301	●	●	●	●	●	●	●
SD-400	●	●	●	●	●	●	○
SD-401	●	●	●	●	●	●	○
SD-405	●	●	●	●	●	●	○
SD-406	●	●	●	●	●	●	○
SD-407	●	●	●	●	●	●	○
SD-409	●	●	○	○	●	●	○
SD-411	●	●	○	○	●	●	○
SD-900	○	○	○	○	○	●	○
SD-1100	●*	●*	○	○	●	●	○
SD-1102	●*	●*	○	○	●	●	○
SD-1103	●*	●*	○	○	●	●	○
SD-1200	○	○	○	○	○	●	○
SD-1300	○	○	○	○	●	●	○
SD-1303	○	○	○	○	●	●	○

*Available in 2 reversible panels

● Available 2006
○ Not available 2006

FIBERGLASS DOORS

BONNEVILLE	14" (SL)	30"	32"	34"	36"
PLAIN	●	●	●	●	●
4 PANELS	●*	N/A	●	●	●
6 PANELS	●*	N/A	●	●	●

*Need to have a 9 x 37 insert.

DOOR DIMENSIONS

DOOR SWING

SINGLE DOOR

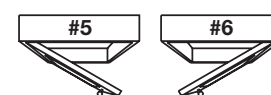
PANEL	DOOR WIDTH					
	SINGLE		SINGLE WITH 1 SIDELITE		SINGLE WITH 2 SIDELITES	
	FRAME	R.S.O.	FRAME	R.S.O.	FRAME	R.S.O.
28" 711 mm	29 1/2" 749 mm	30 1/2" 774 mm	—	—	—	—
30" 762 mm	31 1/2" 800 mm	32 1/2" 825 mm	46 3/8" 1179 mm	47 3/8" 1204 mm	61 5/16" 1557 mm	62 5/16" 1582 mm
32" 813 mm	33 1/2" 851 mm	34 1/2" 876 mm	48 3/8" 1230 mm	49 3/8" 1255 mm	63 5/16" 1608 mm	64 5/16" 1633 mm
34" 864 mm	35 1/2" 902 mm	36 1/2" 927 mm	50 3/8" 1280 mm	51 3/8" 1305 mm	65 5/16" 1659 mm	66 5/16" 1684 mm
36" 914 mm	37 1/2" 952 mm	38 1/2" 977 mm	52 3/8" 1331 mm	53 3/8" 1356 mm	67 5/16" 1709 mm	68 5/16" 1734 mm
42" 1067 mm	43 1/2" 1105 mm	44 1/2" 1130 mm	58 3/8" 1484 mm	59 3/8" 1509 mm	73 5/16" 1862 mm	74 5/16" 1887 mm

Measurements are the same if the frame is natural, vinyl or aluminum clad.

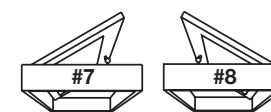
DOOR HEIGHT		
PANEL	FRAME	R.S.O.
STANDARD	82 3/8" 2093 mm	82 7/8" 2106 mm
HANDICAP WITH BT	81 1/2" 2070 mm	82" 2083 mm
HANDICAP WITHOUT BT	81" 2058 mm	81 1/2" 2071 mm



SINGLE OPERATING DOOR

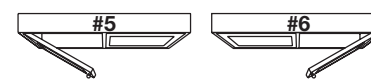
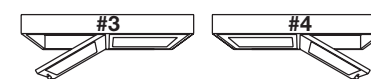


Outswing



Inswing

DOUBLE OPERATING DOOR



Outswing



Inswing

ILLUSION DOOR

PANEL	DOOR WIDTH									
	DOUBLE		DOUBLE WITH 1 SIDELITE		DOUBLE WITH 2 SIDELITES		TRIPLE		QUADRUPLE	
	FRAME	R.S.O.	FRAME	R.S.O.	FRAME	R.S.O.	FRAME	R.S.O.	FRAME	R.S.O.
30" 762 mm	62 3/8" 1585 mm	63 3/8" 1610 mm	77 5/16" 1963 mm	78 5/16" 1988 mm	92 3/16" 2342 mm	93 3/16" 2367 mm	93 5/16" 2370 mm	94 5/16" 2395 mm	124 3/16" 3154 mm	125 3/16" 3179 mm
32" 813 mm	66 3/8" 1687 mm	67 3/8" 1712 mm	81 5/16" 2065 mm	82 5/16" 2090 mm	96 3/16" 2443 mm	97 3/16" 2468 mm	99 5/16" 2522 mm	100 5/16" 2547 mm	132 3/16" 3358 mm	133 3/16" 3383 mm
34" 864 mm	70 3/8" 1788 mm	71 3/8" 1813 mm	85 5/16" 2167 mm	86 5/16" 2192 mm	100 3/16" 2545 mm	101 3/16" 2570 mm	105 5/16" 2675 mm	106 5/16" 2700 mm	140 3/16" 3561 mm	141 3/16" 3586 mm
36" 914 mm	74 3/8" 1890 mm	75 3/8" 1915 mm	89 5/16" 2268 mm	90 5/16" 2293 mm	104 3/16" 2646 mm	105 3/16" 2671 mm	111 5/16" 2827 mm	112 5/16" 2852 mm	148 3/16" 3764 mm	149 3/16" 3789 mm
42" 1067 mm	86 3/8" 2195 mm	87 3/8" 2220 mm	101 5/16" 2573 mm	102 5/16" 2598 mm	116 3/16" 2951 mm	117 3/16" 2976 mm	129 5/16" 3284 mm	130 5/16" 3309 mm	172 3/16" 4374 mm	173 3/16" 4399 mm

Fiberglass doors are available in the following panel widths: 30", 32", 34", 36".

FRAME: Exterior frame dimension
R.S.O.: Rough stud opening

* For 1 3/4" frame, add 1" on width and 1/2" on height.


N.B. : For fiberglass doors with sidelights, add 1/8" on width for each additional astragal.



ALLURE 2337

B-50

There is nothing like a **B-50** series patio door with a wood finish to add warmth to your home. The **B-50 Plus** offers you an 8" bottom rail and 4 5/8" top rails and stiles that gives it a french door look. Built to last, it will offer you comfort and security for years to come.



FEATURES

- Pine or cedar structural manufacturing
- High energy efficient spacer bar (see p. 22)
- 95 1/2" height now available on B-50 plus

OPTIONS

- Choice of handles (1) : brass, antique brass, oil rubbed bronze and brushed chrome
- Foot-lock (2)
- Choice of 10 aluminum cladding colors (*For optional colors, ask for the Bonneville color chart from your representative.*)
- Interior Georgian grilles, simulated divided lite, and removable grilles
- LOW-E insulated glass with argon (see p. 22)

B-50 and B-50 Plus

WIDTH 2 SASHES	
FRAME	R.S.O.
61" 1550 mm	62" 1575 mm
70 3/8" 1786 mm	71 3/8" 1811 mm
73" 1854 mm	74" 1879 mm
97" 2464 mm	98" 2489 mm

WIDTH 3 SASHES	
FRAME	R.S.O.
89 1/4" 2270 mm	90 1/4" 2295 mm
107 1/4" 2726 mm	108 1/4" 2751 mm

WIDTH 4 SASHES	
FRAME	R.S.O.
120 5/8" 3069 mm	121 5/8" 3094 mm
144 5/8" 3677 mm	145 5/8" 3702 mm

HEIGHT	
FRAME	R.S.O.
79 3/8" 2015 mm	79 7/8" 2028 mm
82 1/2" 2093 mm	83" 2106 mm
95 1/2" 2426 mm	96" 2439 mm

PATIO DOORS AND FRENCH DOORS



ALUMINUM PATIO DOOR



A-42 AND B-42

A strong patio door that will withstand years of use. Available with a wood or aluminum frame, it offers the most advantageous quality-price ratio. It is available in three versions:

- Four tempered single-pane
- Four insulated glass sashes
- Two single-pane sashes combined with two insulated glass sashes

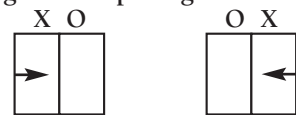


A-42
Aluminum frame/
aluminum sashes

B-42
Wood frame/
aluminum sashes

FEATURES

- 7 1/2" frame
- High energy efficient spacer bar (see p. 22)
- Left or right side opening



OPTIONS

- Profiled aluminum brick mould
- Interior Georgian grilles
- LOW-E insulated glass with argon (see p. 22)

A-42		B-42	
WIDTH		WIDTH	
FRAME	R.S.O.	FRAME	R.S.O.
58"	59"	59 3/8"	60 3/8"
1472 mm	1497 mm	1508 mm	1533 mm
70"	71"	71 1/2"	72 1/2"
1778 mm	1803 mm	1814 mm	1839 mm
94"	95"	95 1/2"	96 1/2"
2388 mm	2413 mm	2426 mm	2451 mm
102 7/8"	103 7/8"	104 1/8"	105 1/8"
2612 mm	2637 mm	2646 mm	2671 mm

HEIGHT	
FRAME	R.S.O.
81 5/8"	82 5/8"
2073 mm	2086 mm
83 1/4"	83 3/4"
2115 mm	2128 mm

HYBRID PATIO DOOR



B-57

Sturdy and energy-efficient, the **B-57 Hybrid** narrow profile patio floods your room with sunlight while keeping it cool in the summer and warm in the winter. **B-57 Hybrid** patio door offers you the warmth of wood and the maintenance-free convenience of PVC. Choose from the traditional patio door or the elegant garden door with stylish raised bottom plates that add character to your doorway.



FEATURES

- Pine frame with PVC cladding and all PVC sashes
- Security lock (1)
- High energy efficient spacer bar (see p. 22)
- Left or right side opening

OPTIONS

- Foot-lock (2)
- Security bar
- Nailing fin and brick moulds
- Interior Georgian grilles
- LOW-E insulated glass with argon (see p. 22)
- Paint

X O - O X

WIDTH 2 SASHES	
CADRE	O.B.C.
58 7/8"	59 7/8"
1496 mm	1521 mm
70 7/8"	71 7/8"
1800 mm	1825 mm
94 1/2"	95 1/2"
2401 mm	2426 mm

X O X

WIDTH 3 SASHES	
FRAME	R.S.O.
103 1/2"	104 1/2"
2629 mm	2654 mm

O X O

WIDTH 3 SASHES	
FRAME	R.S.O.
106 1/4"	107 1/4"
2699 mm	2724 mm

O X X O

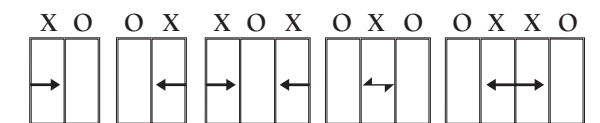
WIDTH 4 SASHES	
FRAME	R.S.O.
139 1/4"	140 1/4"
3537 mm	3562 mm

HEIGHT	
FRAME	R.S.O.
79 1/2"	80"
2019 mm	2032 mm
81 7/8"	82 3/8"
2080 mm	2093 mm





B-57 Garden

B-57



ALUMHYBRID PATIO DOOR

Renowned for its strength, this patio door combines all the properties of PVC and aluminum. As the exterior is aluminum, it can be offered in a large choice of colors. With or without grilles, you will appreciate it as being maintenance-free.



- Aluminum (1) and PVC (2) structure
- Thermal barrier

FEATURES

- Multiple weather strips
- High energy efficient spacer bar (see p. 22)
- Left or right side opening



OPTIONS

- Choice of colors
- Interior Georgian grilles
- LOW-E insulated glass with argon (see p. 22)




WIDTH	
FRAME	R.S.O.
59 7/16" 1510 mm	60 7/16" 1535 mm
71 1/4" 1810 mm	72 1/4" 1835 mm
94 7/8" 2410 mm	95 7/8" 2435 mm

HEIGHT	
FRAME	R.S.O.
79 1/2" 2019 mm	80" 2032 mm
81" 2057 mm	81 1/2" 2070 mm


Alumhybrid patio door
2 sashes

FR-50

How can you resist the delightful look of the French door! Its **astragal flush bolts** allows a full opening in order to move larger objects. Thanks to its optional mouldings and grilles, you can create the style that you are looking for. The **FR-50 Plus** French door 8" BTM rail gives it a unique style.



FR-50 plus



FEATURES

- Anodized sill
- High energy efficient spacer bar (see p. 22)
- 95 1/2" height available
- Sliding screen
- Multi-point lock

OPTIONS

- Choice of handles (1) : brass, antique brass, oil rubbed bronze and brushed chrome
- Adjustable ball bearing hinges (2)
- Choice of 10 aluminum cladding colors (for optional colors, ask for the Bonneville color chart from your representative.)
- Interior Georgian grilles, true or simulated divided lite and removable grilles
- LOW-E insulated glass with argon (see p. 22)
- Double hinged screen
- Operating passive door

WIDTH 2 SASHES	
FRAME	R.S.O.
62 3/8" 1585 mm	63 3/8" 1610 mm
66 3/8" 1686 mm	67 3/8" 1711 mm
70 3/8" 1788 mm	71 3/8" 1813 mm
74 3/8" 1889 mm	75 3/8" 1914 mm

WIDTH 3 SASHES	
FRAME	R.S.O.
93 5/16" 2369 mm	94 5/16" 2394 mm
99 5/16" 2521 mm	100 5/16" 2546 mm
105 5/16" 2673 mm	106 5/16" 2698 mm
111 5/16" 2826 mm	112 5/16" 2851 mm

WIDTH 4 SASHES	
FRAME	R.S.O.
124 3/16" 3154 mm	125 3/16" 3178 mm
132 3/16" 3356 mm	133 3/16" 3381 mm
140 3/16" 3559 mm	141 3/16" 3584 mm
148 3/16" 3762 mm	149 3/16" 3787 mm

HEIGHT	
FRAME	R.S.O.
79 3/8" 2015 mm	79 7/8" 2028 mm
82 7/16" 2093 mm	83" 2106 mm
95 1/2" 2426 mm	96" 2439 mm



OUR PLEDGE
Quality
 GUARANTEED

Bonneville Windows and Doors is proud to offer a guarantee which attests to our confidence in the quality of workmanship of our employees and in the materials used in manufacturing our products.

For more information, ask your distributor for our complete warranty certificate.

For the best energy saving and comfort!



HIGH ENERGY EFFICIENT SPACER BAR (STANDARD)



All Bonneville doors are equipped with a **high energy efficient spacer bar**. Made of reinforced thermoplastic materials, with an innovative and aesthetic design, the spacer bar is **25 times** less conductive than an aluminum spacer. Therefore, the transmission of cold between the two panels of glass is considerably reduced.

For a greater protection!

LOW-E GLASS WITH ARGON GAS (OPTIONAL)

LOW-E glass is covered with a microscopic and transparent film. The sealed units are then filled with Argon gas which significantly reduces heat loss.

During the winter, the **LOW-E glass** is two and a half times more efficient than regular transparent glazing in reducing interior heat loss.

During the summer, its reflective filters block heat generated by solar energy, keeping your home comfortable.

ENERGY STAR

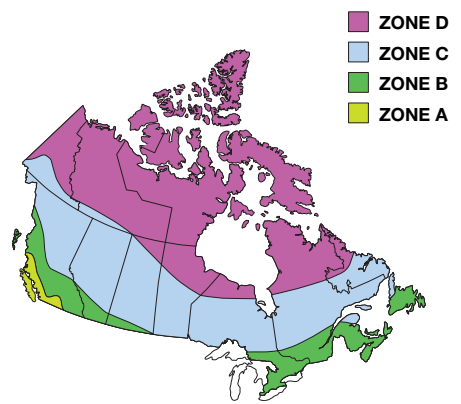
The international ENERGY STAR symbol is a simple way for consumers to identify products that are among the most energy-efficient on the market.

Windows and sliding glass doors are now being added to the growing list of products in Canada, USA or others countries that can qualify for the ENERGY STAR international symbol for energy efficiency.

Energy-efficient windows and sliding glass doors will save you money by reducing your energy costs. Not only that, they'll help keep your home comfortable all year-round. They reduce outside noise, and, depending on the amount of humidity in your home, will have a lot less condensation in cold weather.

ENERGY STAR qualifying criteria

For ENERGY STAR, windows and sliding glass doors are qualified for their energy efficiency by either a U-value OR Energy Rating (ER) for each of the four Canadian zones. The four climate zones in Canada are based on an average annual temperature indicator called a Heating Degree Day that is the annual sum of the degrees of the average daily temperature for all days below 18°C. The number of zones and their boundaries simply and logically group Canadian cities and regions together to ensure that the colder areas of Canada require the more energy efficient windows and sliding glass doors. Zone A is the mildest region in Canada and Zone D is the coldest region.



Many window and sliding glass doors will qualify for more than one zone in Canada. The more zones a product qualifies for, the more energy efficient it is. So, if you buy a product that is qualified for one or more zones that are colder than where you live, you can save even more on your energy costs.

Main features

An ENERGY STAR qualified window or sliding glass door will have many of the following features: double or triple glazing with a sealed insulating glass unit; low emissivity or "low-e" glass; inert gas such as argon or krypton in the sealed unit; low conductivity or "warm edge" spacer bars; insulated frames and sashes.

All ENERGY STAR qualified windows and sliding glass doors are designed to have good air tightness to reduce or eliminate drafts. They have also been certified by an independent accredited agency for their quality and performance.

For more informations on ENERGY STAR in Canada, go on the Web at energystar.qc.ca or dial 1-800-387-2000.

